



Location: CMA1b - Harbour Grand Hotel Boundary Wall

Report on 24-hour TSP monitoring

Action Level ($\mu\text{g}/\text{m}^3$) - 176.7

Limit Level ($\mu\text{g}/\text{m}^3$) - 260

| Date | Sampling Time | Weather Condition | Filter paper no. | Filter Weight, g | | Elapse Time, hr | | Sampling Time, hr | Flow Rate, m^3/min | | | Total Volume, m^3 | TSP Level, $\mu\text{g}/\text{m}^3$ |
|-----------|---------------|-------------------|-------------------|------------------|--------|-----------------|----------|-------------------|------------------------------------|-----------------|---------|----------------------------|-------------------------------------|
| | | | | Initial | Final | Initial | Final | | Initial, Q_{si} | Final, Q_{sf} | Average | | |
| 27-Dec-18 | 8:00 | Cloudy | CMA1b_24hr 140128 | 2.6539 | 2.7333 | 12929.16 | 12953.16 | 24.00 | 1.19 | 1.19 | 1.19 | 1712 | 46.4 |
| 2-Jan-19 | 8:00 | Cloudy | CMA1b_24hr 140181 | 2.6527 | 2.7330 | 12956.16 | 12980.16 | 24.00 | 1.20 | 1.20 | 1.20 | 1728 | 46.5 |
| 8-Jan-19 | 8:00 | Fine | CMA1b_24hr 140166 | 2.6421 | 2.7679 | 12983.16 | 13007.16 | 24.00 | 1.19 | 1.19 | 1.19 | 1716 | 73.3 |
| 14-Jan-19 | 8:00 | Cloudy | CMA1b_24hr 140241 | 2.6737 | 2.7664 | 13010.17 | 13034.17 | 24.00 | 1.19 | 1.19 | 1.19 | 1713 | 54.1 |
| 18-Jan-19 | 8:00 | Fine | CMA1b_24hr 140241 | 2.6781 | 2.7825 | 13037.17 | 13061.17 | 24.00 | 1.19 | 1.19 | 1.19 | 1717 | 60.8 |
| 23-Jan-19 | 8:00 | Fine | CMA1b_24hr 140385 | 2.6554 | 2.7976 | 13064.17 | 13088.17 | 24.00 | 1.20 | 1.19 | 1.19 | 1721 | 82.6 |

Report on 1-hour TSP monitoring

Action Level ($\mu\text{g}/\text{m}^3$) - 320.1

Limit Level ($\mu\text{g}/\text{m}^3$) - 500

| Date | Sampling Time | Weather Condition | Filter paper no. | Filter Weight, g | | Elapse Time, hr | | Sampling Time, hr | Flow Rate, m^3/min | | | Total Volume, m^3 | TSP Level, $\mu\text{g}/\text{m}^3$ |
|-----------|---------------|-------------------|--------------------|------------------|--------|-----------------|----------|-------------------|------------------------------------|-----------------|---------|----------------------------|-------------------------------------|
| | | | | Initial | Final | Initial | Final | | Initial, Q_{si} | Final, Q_{sf} | Average | | |
| 28-Dec-18 | 8:09 | Cloudy | CMA1b_1hr_1 140010 | 2.6817 | 2.6852 | 12953.16 | 12954.16 | 1.00 | 1.19 | 1.19 | 1.19 | 72 | 48.9 |
| 28-Dec-18 | 9:12 | Cloudy | CMA1b_1hr_2 140012 | 2.6843 | 2.6893 | 12954.16 | 12955.16 | 1.00 | 1.19 | 1.19 | 1.19 | 72 | 69.8 |
| 28-Dec-18 | 10:15 | Cloudy | CMA1b_1hr_3 140015 | 2.6606 | 2.6674 | 12955.16 | 12956.16 | 1.00 | 1.19 | 1.19 | 1.19 | 72 | 95.0 |
| 3-Jan-19 | 8:03 | Cloudy | CMA1b_1hr_1 140187 | 2.6478 | 2.6523 | 12980.16 | 12981.16 | 1.00 | 1.20 | 1.20 | 1.20 | 72 | 62.6 |
| 3-Jan-19 | 10:27 | Cloudy | CMA1b_1hr_2 206799 | 2.6812 | 2.6828 | 12981.16 | 12982.16 | 1.00 | 1.20 | 1.20 | 1.20 | 72 | 22.3 |
| 3-Jan-19 | 13:00 | Cloudy | CMA1b_1hr_3 206764 | 2.6867 | 2.6889 | 12982.16 | 12983.16 | 1.00 | 1.20 | 1.20 | 1.20 | 72 | 30.6 |
| 9-Jan-19 | 9:30 | Fine | CMA1b_1hr_1 140216 | 2.6643 | 2.6702 | 13007.17 | 13008.17 | 1.00 | 1.19 | 1.19 | 1.19 | 72 | 82.4 |
| 9-Jan-19 | 10:58 | Fine | CMA1b_1hr_2 140227 | 2.6677 | 2.6728 | 13008.17 | 13009.17 | 1.00 | 1.19 | 1.19 | 1.19 | 72 | 71.2 |
| 9-Jan-19 | 13:00 | Fine | CMA1b_1hr_3 140234 | 2.6774 | 2.6835 | 13009.17 | 13010.17 | 1.00 | 1.19 | 1.19 | 1.19 | 72 | 85.2 |
| 15-Jan-19 | 8:25 | Cloudy | CMA1b_1hr_1 140259 | 2.6759 | 2.6801 | 13034.17 | 13035.17 | 1.00 | 1.19 | 1.19 | 1.19 | 71 | 58.8 |
| 15-Jan-19 | 9:55 | Cloudy | CMA1b_1hr_2 140265 | 2.6814 | 2.6854 | 13035.17 | 13036.17 | 1.00 | 1.19 | 1.19 | 1.19 | 71 | 56.0 |
| 15-Jan-19 | 10:58 | Cloudy | CMA1b_1hr_3 140274 | 2.6573 | 2.6607 | 13036.17 | 13037.17 | 1.00 | 1.19 | 1.19 | 1.19 | 71 | 47.6 |
| 19-Jan-19 | 8:02 | Fine | CMA1b_1hr_1 140259 | 2.6725 | 2.6804 | 13061.17 | 13062.17 | 1.00 | 1.19 | 1.19 | 1.19 | 71 | 110.6 |
| 19-Jan-19 | 9:55 | Fine | CMA1b_1hr_2 140265 | 2.6684 | 2.6803 | 13062.17 | 13063.17 | 1.00 | 1.19 | 1.19 | 1.19 | 71 | 166.6 |
| 19-Jan-19 | 13:00 | Fine | CMA1b_1hr_3 140274 | 2.6606 | 2.6652 | 13063.17 | 13064.17 | 1.00 | 1.19 | 1.19 | 1.19 | 71 | 64.4 |
| 24-Jan-19 | 8:55 | Fine | CMA1b_1hr_1 140318 | 2.6734 | 2.6811 | 13088.17 | 13089.17 | 1.00 | 1.19 | 1.19 | 1.19 | 72 | 107.5 |
| 24-Jan-19 | 10:58 | Fine | CMA1b_1hr_2 140329 | 2.6628 | 2.6688 | 13089.17 | 13090.17 | 1.00 | 1.19 | 1.19 | 1.19 | 72 | 83.8 |
| 24-Jan-19 | 13:00 | Fine | CMA1b_1hr_3 140336 | 2.6620 | 2.6679 | 13090.17 | 13091.17 | 1.00 | 1.19 | 1.19 | 1.19 | 72 | 82.4 |



Location: CMA2a - Causeway Bay Community Centre

Report on 24-hour TSP monitoring
Action Level ($\mu\text{g}/\text{m}^3$) - 169.5
Limit Level ($\mu\text{g}/\text{m}^3$) - 260

| Date | Sampling Time | Weather Condition | Filter paper no. | Filter Weight, g | | Elapse Time, hr | | Sampling Time, hr | Flow Rate, m^3/min | | | Total Volume, m^3 | TSP Level, $\mu\text{g}/\text{m}^3$ |
|-----------|---------------|-------------------|-------------------|------------------|--------|-----------------|----------|-------------------|------------------------------------|-----------------|---------|----------------------------|-------------------------------------|
| | | | | Initial | Final | Initial | Final | | Initial, Q_{si} | Final, Q_{sf} | Average | | |
| 27-Dec-18 | 8:00 | Cloudy | CMA2a_24hr_140127 | 2.6686 | 2.8381 | 22493.59 | 22517.59 | 24.00 | 1.30 | 1.31 | 1.31 | 1885 | 89.9 |
| 2-Jan-19 | 8:00 | Cloudy | CMA2a_24hr_140182 | 2.6681 | 2.8377 | 22520.59 | 22544.59 | 24.00 | 1.32 | 1.32 | 1.32 | 1904 | 89.1 |
| 8-Jan-19 | 8:00 | Fine | CMA2a_24hr_140167 | 2.6392 | 2.8878 | 22547.59 | 22571.59 | 24.00 | 1.31 | 1.31 | 1.31 | 1890 | 131.5 |
| 15-Jan-19 | 14:10 | Cloudy | CMA2a_24hr_140289 | 2.6747 | 2.8391 | 22577.61 | 22601.61 | 24.00 | 1.31 | 1.32 | 1.31 | 1890 | 87.0 |
| 18-Jan-19 | 8:00 | Fine | CMA2a_24hr_140289 | 2.6822 | 2.8965 | 22601.61 | 22625.61 | 24.00 | 1.32 | 1.31 | 1.31 | 1891 | 113.3 |
| 23-Jan-19 | 8:00 | Fine | CMA2a_24hr_140311 | 2.6680 | 2.9149 | 22628.61 | 22652.61 | 24.00 | 1.32 | 1.31 | 1.32 | 1895 | 130.3 |

Remarks: Due to interruption of electricity, the 24hr TSP was rescheduled from 14 January 2019 to 15 January 2019.

Report on 1-hour TSP monitoring
Action Level ($\mu\text{g}/\text{m}^3$) - 323.4
Limit Level ($\mu\text{g}/\text{m}^3$) - 500

| Date | Sampling Time | Weather Condition | Filter paper no. | Filter Weight, g | | Elapse Time, hr | | Sampling Time, hr | Flow Rate, m^3/min | | | Total Volume, m^3 | TSP Level, $\mu\text{g}/\text{m}^3$ |
|-----------|---------------|-------------------|--------------------|------------------|--------|-----------------|----------|-------------------|------------------------------------|-----------------|---------|----------------------------|-------------------------------------|
| | | | | Initial | Final | Initial | Final | | Initial, Q_{si} | Final, Q_{sf} | Average | | |
| 28-Dec-18 | 8:15 | Cloudy | CMA2a_1hr_1_140011 | 2.6860 | 2.6927 | 22517.59 | 22518.59 | 1.00 | 1.31 | 1.31 | 1.31 | 79 | 85.0 |
| 28-Dec-18 | 9:17 | Cloudy | CMA2a_1hr_2_140013 | 2.6713 | 2.6781 | 22518.59 | 22519.59 | 1.00 | 1.31 | 1.31 | 1.31 | 79 | 86.3 |
| 28-Dec-18 | 10:20 | Cloudy | CMA2a_1hr_3_140014 | 2.6924 | 2.7045 | 22519.59 | 22520.59 | 1.00 | 1.31 | 1.31 | 1.31 | 79 | 153.5 |
| 3-Jan-19 | 8:03 | Cloudy | CMA2a_1hr_1_140179 | 2.6627 | 2.6673 | 22544.59 | 22545.59 | 1.00 | 1.32 | 1.32 | 1.32 | 79 | 58.1 |
| 3-Jan-19 | 10:25 | Cloudy | CMA2a_1hr_2_206798 | 2.6883 | 2.6920 | 22545.59 | 22546.59 | 1.00 | 1.32 | 1.32 | 1.32 | 79 | 46.7 |
| 3-Jan-19 | 13:00 | Cloudy | CMA2a_1hr_3_206787 | 2.6851 | 2.6906 | 22546.59 | 22547.59 | 1.00 | 1.32 | 1.32 | 1.32 | 79 | 69.5 |
| 9-Jan-19 | 9:25 | Fine | CMA2a_1hr_1_140217 | 2.6570 | 2.6686 | 22571.60 | 22572.60 | 1.00 | 1.31 | 1.31 | 1.31 | 79 | 147.2 |
| 9-Jan-19 | 11:00 | Fine | CMA2a_1hr_2_140226 | 2.6838 | 2.6954 | 22572.60 | 22573.60 | 1.00 | 1.31 | 1.31 | 1.31 | 79 | 147.2 |
| 9-Jan-19 | 13:00 | Fine | CMA2a_1hr_3_140233 | 2.6701 | 2.6846 | 22573.60 | 22574.60 | 1.00 | 1.31 | 1.31 | 1.31 | 79 | 183.9 |
| 15-Jan-19 | 8:00 | Cloudy | CMA2a_1hr_1_140240 | 2.6724 | 2.6859 | 22574.61 | 22575.61 | 1.00 | 1.31 | 1.31 | 1.31 | 79 | 171.8 |
| 15-Jan-19 | 10:00 | Cloudy | CMA2a_1hr_2_140264 | 2.6812 | 2.6882 | 22575.61 | 22576.61 | 1.00 | 1.31 | 1.31 | 1.31 | 79 | 89.1 |
| 15-Jan-19 | 13:00 | Cloudy | CMA2a_1hr_3_140273 | 2.6718 | 2.6793 | 22576.61 | 22577.61 | 1.00 | 1.31 | 1.31 | 1.31 | 79 | 95.5 |
| 19-Jan-19 | 8:03 | Fine | CMA2a_1hr_1_140240 | 2.6759 | 2.6871 | 22625.61 | 22626.61 | 1.00 | 1.31 | 1.31 | 1.31 | 79 | 142.5 |
| 19-Jan-19 | 9:50 | Fine | CMA2a_1hr_2_140264 | 2.6577 | 2.6670 | 22626.61 | 22627.61 | 1.00 | 1.31 | 1.31 | 1.31 | 79 | 118.3 |
| 19-Jan-19 | 13:00 | Fine | CMA2a_1hr_3_140273 | 2.6649 | 2.6731 | 22627.61 | 22628.61 | 1.00 | 1.31 | 1.31 | 1.31 | 79 | 104.3 |
| 24-Jan-19 | 9:05 | Fine | CMA2a_1hr_1_140317 | 2.6547 | 2.6693 | 22652.61 | 22653.61 | 1.00 | 1.31 | 1.31 | 1.31 | 79 | 185.1 |
| 24-Jan-19 | 10:58 | Fine | CMA2a_1hr_2_140328 | 2.6769 | 2.6891 | 22653.61 | 22654.61 | 1.00 | 1.31 | 1.31 | 1.31 | 79 | 154.7 |
| 24-Jan-19 | 13:00 | Fine | CMA2a_1hr_3_140335 | 2.6480 | 2.6610 | 22654.61 | 22655.61 | 1.00 | 1.31 | 1.31 | 1.31 | 79 | 164.8 |



Location: CMA3a - CWB PRE Site Office Area

Report on 24-hour TSP monitoring
Action Level ($\mu\text{g}/\text{m}^3$) - 171
Limit Level ($\mu\text{g}/\text{m}^3$) - 260

| Date | Sampling Time | Weather Condition | Filter paper no. | Filter Weight, g | | Elapse Time, hr | | Sampling Time, hr | Flow Rate, m^3/min | | | Total Volume, m^3 | TSP Level, $\mu\text{g}/\text{m}^3$ |
|-----------|---------------|-------------------|-------------------|------------------|--------|-----------------|----------|-------------------|------------------------------------|-----------------|---------|----------------------------|-------------------------------------|
| | | | | Initial | Final | Initial | Final | | Initial, Q_{si} | Final, Q_{sf} | Average | | |
| 27-Dec-18 | 8:00 | Cloudy | CMA3a_24hr 140126 | 2.6605 | 2.6968 | 9930.76 | 9954.76 | 24.00 | 1.26 | 1.26 | 1.26 | 1815 | 20.0 |
| 2-Jan-19 | 8:00 | Cloudy | CMA3a_24hr 140180 | 2.6646 | 2.7144 | 9957.76 | 9981.76 | 24.00 | 1.27 | 1.27 | 1.27 | 1830 | 27.2 |
| 8-Jan-19 | 8:00 | Fine | CMA3a_24hr 140169 | 2.6320 | 2.7432 | 9984.78 | 10008.78 | 24.00 | 1.26 | 1.26 | 1.26 | 1819 | 61.1 |
| 14-Jan-19 | 8:00 | Cloudy | CMA3a_24hr 140239 | 2.6649 | 2.7704 | 10011.80 | 10035.80 | 24.00 | 1.29 | 1.29 | 1.29 | 1857 | 56.8 |
| 18-Jan-19 | 8:00 | Fine | CMA3a_24hr 140239 | 2.6724 | 2.7835 | 10038.80 | 10062.80 | 24.00 | 1.27 | 1.26 | 1.26 | 1820 | 61.1 |
| 23-Jan-19 | 8:00 | Fine | CMA3a_24hr 140310 | 2.6638 | 2.8270 | 10065.80 | 10089.80 | 24.00 | 1.27 | 1.26 | 1.27 | 1823 | 89.5 |

Report on 1-hour TSP monitoring
Action Level ($\mu\text{g}/\text{m}^3$) - 311.3
Limit Level ($\mu\text{g}/\text{m}^3$) - 500

| Date | Sampling Time | Weather Condition | Filter paper no. | Filter Weight, g | | Elapse Time, hr | | Sampling Time, hr | Flow Rate, m^3/min | | | Total Volume, m^3 | TSP Level, $\mu\text{g}/\text{m}^3$ |
|-----------|---------------|-------------------|--------------------|------------------|--------|-----------------|----------|-------------------|------------------------------------|-----------------|---------|----------------------------|-------------------------------------|
| | | | | Initial | Final | Initial | Final | | Initial, Q_{si} | Final, Q_{sf} | Average | | |
| 28-Dec-18 | 10:45 | Cloudy | CMA3a_1hr_1 140144 | 2.6711 | 2.6746 | 9954.76 | 9955.76 | 1.00 | 1.32 | 1.32 | 1.32 | 79 | 44.1 |
| 28-Dec-18 | 13:00 | Cloudy | CMA3a_1hr_2 140147 | 2.6561 | 2.6608 | 9955.76 | 9956.76 | 1.00 | 1.32 | 1.32 | 1.32 | 79 | 59.3 |
| 28-Dec-18 | 14:06 | Cloudy | CMA3a_1hr_3 140148 | 2.6389 | 2.6477 | 9956.76 | 9957.76 | 1.00 | 1.29 | 1.29 | 1.29 | 78 | 113.4 |
| 3-Jan-19 | 8:45 | Cloudy | CMA3a_1hr_1 140177 | 2.6663 | 2.6699 | 9981.76 | 9982.76 | 1.00 | 1.36 | 1.36 | 1.36 | 81 | 44.3 |
| 3-Jan-19 | 10:15 | Cloudy | CMA3a_1hr_2 206797 | 2.6939 | 2.6955 | 9982.76 | 9983.76 | 1.00 | 1.30 | 1.30 | 1.30 | 78 | 20.6 |
| 3-Jan-19 | 13:00 | Cloudy | CMA3a_1hr_3 206807 | 2.7119 | 2.7188 | 9983.76 | 9984.76 | 1.00 | 1.27 | 1.27 | 1.27 | 76 | 90.6 |
| 9-Jan-19 | 9:10 | Fine | CMA3a_1hr_1 140215 | 2.6575 | 2.6631 | 10008.78 | 10009.78 | 1.00 | 1.32 | 1.32 | 1.32 | 79 | 70.6 |
| 9-Jan-19 | 10:50 | Fine | CMA3a_1hr_2 140225 | 2.6591 | 2.6647 | 10009.78 | 10010.78 | 1.00 | 1.32 | 1.32 | 1.32 | 79 | 70.6 |
| 9-Jan-19 | 13:00 | Fine | CMA3a_1hr_3 140232 | 2.6624 | 2.6701 | 10010.78 | 10011.78 | 1.00 | 1.32 | 1.32 | 1.32 | 79 | 97.1 |
| 15-Jan-19 | 9:10 | Cloudy | CMA3a_1hr_1 140300 | 2.6742 | 2.6779 | 10035.80 | 10036.80 | 1.00 | 1.32 | 1.32 | 1.32 | 79 | 46.8 |
| 15-Jan-19 | 10:30 | Cloudy | CMA3a_1hr_2 140268 | 2.6662 | 2.6719 | 10036.80 | 10037.80 | 1.00 | 1.32 | 1.32 | 1.32 | 79 | 72.1 |
| 15-Jan-19 | 13:00 | Cloudy | CMA3a_1hr_3 140275 | 2.6690 | 2.6717 | 10037.80 | 10038.80 | 1.00 | 1.32 | 1.32 | 1.32 | 79 | 34.1 |
| 19-Jan-19 | 8:30 | Fine | CMA3a_1hr_1 140300 | 2.6740 | 2.6773 | 10062.80 | 10063.80 | 1.00 | 1.26 | 1.26 | 1.26 | 76 | 43.6 |
| 19-Jan-19 | 9:40 | Fine | CMA3a_1hr_2 140268 | 2.6796 | 2.6834 | 10063.80 | 10064.80 | 1.00 | 1.26 | 1.26 | 1.26 | 76 | 50.2 |
| 19-Jan-19 | 13:00 | Fine | CMA3a_1hr_3 140275 | 2.6573 | 2.6603 | 10064.80 | 10065.80 | 1.00 | 1.26 | 1.26 | 1.26 | 76 | 39.6 |
| 24-Jan-19 | 8:45 | Fine | CMA3a_1hr_1 140316 | 2.6700 | 2.6744 | 10089.80 | 10090.80 | 1.00 | 1.26 | 1.26 | 1.26 | 76 | 58.0 |
| 24-Jan-19 | 10:47 | Fine | CMA3a_1hr_2 140327 | 2.6707 | 2.6765 | 10090.80 | 10091.80 | 1.00 | 1.26 | 1.26 | 1.26 | 76 | 76.4 |
| 24-Jan-19 | 13:00 | Fine | CMA3a_1hr_3 140334 | 2.6750 | 2.6813 | 10091.80 | 10092.80 | 1.00 | 1.26 | 1.26 | 1.26 | 76 | 83.0 |



Location: CMA4a - SPCA

Report on 24-hour TSP monitoring

Action Level ($\mu\text{g}/\text{m}^3$) - 171.2
Limit Level ($\mu\text{g}/\text{m}^3$) - 260

| Date | Sampling Time | Weather Condition | Filter paper no. | Filter Weight, g | | Elapse Time, hr | | Sampling Time, hr | Flow Rate, m^3/min | | | Total Volume, m^3 | TSP Level, $\mu\text{g}/\text{m}^3$ |
|-----------|---------------|-------------------|-------------------|------------------|--------|-----------------|----------|-------------------|------------------------------------|-----------------|---------|----------------------------|-------------------------------------|
| | | | | Initial | Final | Initial | Final | | Initial, Q_{si} | Final, Q_{sf} | Average | | |
| 27-Dec-18 | 8:00 | Cloudy | CMA4a_24hr_140125 | 2.6717 | 2.7864 | 26749.26 | 26773.26 | 24.00 | 1.25 | 1.26 | 1.26 | 1810 | 63.4 |
| 2-Jan-19 | 8:00 | Cloudy | CMA4a_24hr_140161 | 2.6511 | 2.7712 | 26776.26 | 26800.26 | 24.00 | 1.27 | 1.27 | 1.27 | 1824 | 65.8 |
| 8-Jan-19 | 8:00 | Fine | CMA4a_24hr_140168 | 2.6545 | 2.8186 | 26803.26 | 26827.26 | 24.00 | 1.26 | 1.26 | 1.26 | 1814 | 90.5 |
| 14-Jan-19 | 8:00 | Cloudy | CMA4a_24hr_140238 | 2.6732 | 2.8009 | 26830.27 | 26854.27 | 24.00 | 1.26 | 1.26 | 1.26 | 1811 | 70.5 |
| 19-Jan-19 | 13:00 | Fine | CMA4a_24hr_140238 | 2.6839 | 2.7769 | 26860.27 | 26884.27 | 24.00 | 1.26 | 1.26 | 1.26 | 1815 | 51.2 |
| 23-Jan-19 | 8:00 | Fine | CMA4a_24hr_140379 | 2.6528 | 2.8463 | 26884.27 | 26908.27 | 24.00 | 1.26 | 1.26 | 1.26 | 1818 | 106.4 |

Remarks: Due to interruption of electricity, the 24hr TSP was rescheduled from 18 January 2019 to 19 January 2019.

Report on 1-hour TSP monitoring

Action Level ($\mu\text{g}/\text{m}^3$) - 312.5
Limit Level ($\mu\text{g}/\text{m}^3$) - 500

| Date | Sampling Time | Weather Condition | Filter paper no. | Filter Weight, g | | Elapse Time, hr | | Sampling Time, hr | Flow Rate, m^3/min | | | Total Volume, m^3 | TSP Level, $\mu\text{g}/\text{m}^3$ |
|-----------|---------------|-------------------|--------------------|------------------|--------|-----------------|----------|-------------------|------------------------------------|-----------------|---------|----------------------------|-------------------------------------|
| | | | | Initial | Final | Initial | Final | | Initial, Q_{si} | Final, Q_{sf} | Average | | |
| 28-Dec-18 | 11:00 | Cloudy | CMA4a_1hr_1_140145 | 2.6552 | 2.6620 | 26773.26 | 26774.26 | 1.00 | 1.26 | 1.26 | 1.26 | 76 | 89.9 |
| 28-Dec-18 | 13:00 | Cloudy | CMA4a_1hr_2_140146 | 2.6508 | 2.6577 | 26774.26 | 26775.26 | 1.00 | 1.26 | 1.26 | 1.26 | 76 | 91.2 |
| 28-Dec-18 | 14:20 | Cloudy | CMA4a_1hr_3_140149 | 2.6500 | 2.6597 | 26775.26 | 26776.26 | 1.00 | 1.26 | 1.26 | 1.26 | 76 | 128.2 |
| 3-Jan-19 | 8:30 | Cloudy | CMA4a_1hr_1_140178 | 2.6624 | 2.6664 | 26800.26 | 26801.26 | 1.00 | 1.27 | 1.27 | 1.27 | 76 | 52.7 |
| 3-Jan-19 | 10:10 | Cloudy | CMA4a_1hr_2_206796 | 2.6787 | 2.6803 | 26801.26 | 26802.26 | 1.00 | 1.27 | 1.27 | 1.27 | 76 | 21.1 |
| 3-Jan-19 | 13:00 | Cloudy | CMA4a_1hr_3_206806 | 2.7197 | 2.7254 | 26802.26 | 26803.26 | 1.00 | 1.27 | 1.27 | 1.27 | 76 | 75.1 |
| 9-Jan-19 | 9:10 | Fine | CMA4a_1hr_1_140214 | 2.6683 | 2.6765 | 26827.27 | 26828.27 | 1.00 | 1.26 | 1.26 | 1.26 | 76 | 108.4 |
| 9-Jan-19 | 10:47 | Fine | CMA4a_1hr_2_140224 | 2.6507 | 2.6592 | 26828.27 | 26829.27 | 1.00 | 1.26 | 1.26 | 1.26 | 76 | 112.4 |
| 9-Jan-19 | 13:00 | Fine | CMA4a_1hr_3_140231 | 2.6621 | 2.6717 | 26829.27 | 26830.27 | 1.00 | 1.26 | 1.26 | 1.26 | 76 | 126.9 |
| 15-Jan-19 | 9:10 | Cloudy | CMA4a_1hr_1_140260 | 2.6769 | 2.6830 | 26854.27 | 26855.27 | 1.00 | 1.26 | 1.26 | 1.26 | 75 | 80.8 |
| 15-Jan-19 | 10:30 | Cloudy | CMA4a_1hr_2_140267 | 2.6808 | 2.6865 | 26855.27 | 26856.27 | 1.00 | 1.26 | 1.26 | 1.26 | 75 | 75.5 |
| 15-Jan-19 | 13:00 | Cloudy | CMA4a_1hr_3_140276 | 2.6732 | 2.6771 | 26856.27 | 26857.27 | 1.00 | 1.26 | 1.26 | 1.26 | 75 | 51.7 |
| 19-Jan-19 | 8:00 | Fine | CMA4a_1hr_1_140260 | 2.6720 | 2.6823 | 26857.27 | 26858.27 | 1.00 | 1.26 | 1.26 | 1.26 | 75 | 136.4 |
| 19-Jan-19 | 9:25 | Fine | CMA4a_1hr_2_140267 | 2.6795 | 2.6859 | 26858.27 | 26859.27 | 1.00 | 1.26 | 1.26 | 1.26 | 75 | 84.8 |
| 19-Jan-19 | 10:40 | Fine | CMA4a_1hr_3_140276 | 2.6828 | 2.6904 | 26859.27 | 26860.27 | 1.00 | 1.26 | 1.26 | 1.26 | 75 | 100.7 |
| 24-Jan-19 | 8:30 | Fine | CMA4a_1hr_1_140378 | 2.6673 | 2.6776 | 26908.27 | 26909.27 | 1.00 | 1.26 | 1.26 | 1.26 | 76 | 136.1 |
| 24-Jan-19 | 10:43 | Fine | CMA4a_1hr_2_140326 | 2.6602 | 2.6689 | 26909.27 | 26910.27 | 1.00 | 1.26 | 1.26 | 1.26 | 76 | 115.0 |
| 24-Jan-19 | 13:00 | Fine | CMA4a_1hr_3_140333 | 2.6581 | 2.6673 | 26910.27 | 26911.27 | 1.00 | 1.26 | 1.26 | 1.26 | 76 | 121.6 |



Location: CMA5b - Pedestrian Plaza

Report on 24-hour TSP monitoring

Action Level ($\mu\text{g}/\text{m}^3$) - 181
Limit Level ($\mu\text{g}/\text{m}^3$) - 260

| Date | Sampling Time | Weather Condition | Filter paper no. | Filter Weight, g | | Elapse Time, hr | | Sampling Time, hr | Flow Rate, m^3/min | | | Total Volume, m^3 | TSP Level, $\mu\text{g}/\text{m}^3$ |
|-----------|---------------|-------------------|-------------------|------------------|--------|-----------------|----------|-------------------|------------------------------------|-----------------|---------|----------------------------|-------------------------------------|
| | | | | Initial | Final | Initial | Final | | Initial, Q_{si} | Final, Q_{sf} | Average | | |
| 27-Dec-18 | 8:00 | Cloudy | CMA5b_24hr_140124 | 2.6363 | 2.7417 | 11379.91 | 11403.91 | 24.00 | 1.24 | 1.25 | 1.24 | 1792 | 58.8 |
| 2-Jan-19 | 8:00 | Cloudy | CMA5b_24hr_140156 | 2.6446 | 2.7532 | 11406.91 | 11430.91 | 24.00 | 1.23 | 1.23 | 1.23 | 1767 | 61.5 |
| 8-Jan-19 | 8:00 | Fine | CMA5b_24hr_140163 | 2.6507 | 2.7864 | 11433.92 | 11457.92 | 24.00 | 1.22 | 1.22 | 1.22 | 1756 | 77.3 |
| 14-Jan-19 | 8:00 | Cloudy | CMA5b_24hr_140235 | 2.6765 | 2.8150 | 11460.92 | 11484.92 | 24.00 | 1.27 | 1.27 | 1.27 | 1833 | 75.6 |
| 18-Jan-19 | 8:00 | Fine | CMA5b_24hr_140235 | 2.6826 | 2.8523 | 11487.92 | 11511.92 | 24.00 | 1.31 | 1.33 | 1.32 | 1897 | 89.5 |
| 23-Jan-19 | 8:00 | Fine | CMA5b_24hr_140386 | 2.6604 | 2.8024 | 11514.92 | 11538.92 | 24.00 | 1.22 | 1.22 | 1.22 | 1760 | 80.7 |

Report on 1-hour TSP monitoring

Action Level ($\mu\text{g}/\text{m}^3$) - 332
Limit Level ($\mu\text{g}/\text{m}^3$) - 500

| Date | Sampling Time | Weather Condition | Filter paper no. | Filter Weight, g | | Elapse Time, hr | | Sampling Time, hr | Flow Rate, m^3/min | | | Total Volume, m^3 | TSP Level, $\mu\text{g}/\text{m}^3$ |
|-----------|---------------|-------------------|--------------------|------------------|--------|-----------------|----------|-------------------|------------------------------------|-----------------|---------|----------------------------|-------------------------------------|
| | | | | Initial | Final | Initial | Final | | Initial, Q_{si} | Final, Q_{sf} | Average | | |
| 28-Dec-18 | 13:00 | Cloudy | CMA5b_1hr_1_140143 | 2.6612 | 2.6707 | 11403.91 | 11404.91 | 1.00 | 1.22 | 1.22 | 1.22 | 73 | 129.7 |
| 28-Dec-18 | 14:34 | Cloudy | CMA5b_1hr_2_140140 | 2.6459 | 2.6590 | 11404.91 | 11405.91 | 1.00 | 1.22 | 1.22 | 1.22 | 73 | 178.8 |
| 28-Dec-18 | 15:45 | Cloudy | CMA5b_1hr_3_140154 | 2.6635 | 2.6737 | 11405.91 | 11406.91 | 1.00 | 1.22 | 1.22 | 1.22 | 73 | 139.3 |
| 3-Jan-19 | 8:40 | Cloudy | CMA5b_1hr_1_140171 | 2.6551 | 2.6597 | 11430.92 | 11431.92 | 1.00 | 1.23 | 1.23 | 1.23 | 74 | 62.6 |
| 3-Jan-19 | 10:40 | Cloudy | CMA5b_1hr_2_206800 | 2.6914 | 2.6938 | 11431.92 | 11432.92 | 1.00 | 1.23 | 1.23 | 1.23 | 74 | 32.6 |
| 3-Jan-19 | 13:40 | Cloudy | CMA5b_1hr_3_206765 | 2.6920 | 2.6928 | 11432.92 | 11433.92 | 1.00 | 1.23 | 1.23 | 1.23 | 74 | 10.9 |
| 9-Jan-19 | 8:05 | Fine | CMA5b_1hr_1_140208 | 2.6609 | 2.6675 | 11457.92 | 11458.92 | 1.00 | 1.28 | 1.28 | 1.28 | 77 | 86.2 |
| 9-Jan-19 | 9:48 | Fine | CMA5b_1hr_2_140218 | 2.6588 | 2.6686 | 11458.92 | 11459.92 | 1.00 | 1.28 | 1.28 | 1.28 | 77 | 128.0 |
| 9-Jan-19 | 13:00 | Fine | CMA5b_1hr_3_140228 | 2.6729 | 2.6864 | 11459.92 | 11460.92 | 1.00 | 1.28 | 1.28 | 1.28 | 77 | 176.3 |
| 15-Jan-19 | 9:20 | Cloudy | CMA5b_1hr_1_140261 | 2.6860 | 2.6915 | 11484.92 | 11485.92 | 1.00 | 1.27 | 1.27 | 1.27 | 76 | 72.0 |
| 15-Jan-19 | 10:38 | Cloudy | CMA5b_1hr_2_140269 | 2.6828 | 2.6888 | 11485.92 | 11486.92 | 1.00 | 1.30 | 1.30 | 1.30 | 78 | 76.9 |
| 15-Jan-19 | 13:00 | Cloudy | CMA5b_1hr_3_140277 | 2.6638 | 2.6720 | 11486.92 | 11487.92 | 1.00 | 1.30 | 1.30 | 1.30 | 78 | 105.1 |
| 19-Jan-19 | 8:37 | Fine | CMA5b_1hr_1_140261 | 2.6632 | 2.6705 | 11511.92 | 11512.92 | 1.00 | 1.27 | 1.27 | 1.27 | 76 | 95.5 |
| 19-Jan-19 | 10:15 | Fine | CMA5b_1hr_2_140269 | 2.6627 | 2.6753 | 11512.92 | 11513.92 | 1.00 | 1.27 | 1.27 | 1.27 | 76 | 164.9 |
| 19-Jan-19 | 13:00 | Fine | CMA5b_1hr_3_140277 | 2.6530 | 2.6609 | 11513.92 | 11514.92 | 1.00 | 1.25 | 1.25 | 1.25 | 75 | 105.7 |
| 24-Jan-19 | 8:02 | Fine | CMA5b_1hr_1_140313 | 2.6541 | 2.6632 | 11538.92 | 11539.92 | 1.00 | 1.33 | 1.33 | 1.33 | 80 | 113.8 |
| 24-Jan-19 | 9:52 | Fine | CMA5b_1hr_2_140319 | 2.6538 | 2.6665 | 11539.92 | 11540.92 | 1.00 | 1.30 | 1.30 | 1.30 | 78 | 162.2 |
| 24-Jan-19 | 13:00 | Fine | CMA5b_1hr_3_140330 | 2.6561 | 2.6670 | 11540.92 | 11541.92 | 1.00 | 1.33 | 1.33 | 1.33 | 80 | 136.3 |



Location: MA1e - International Finance Centre (Eastern Wing)

Report on 24-hour TSP monitoring

Action Level ($\mu\text{g}/\text{m}^3$) - 173.4
Limit Level ($\mu\text{g}/\text{m}^3$) - 260

| Date | Sampling Time | Weather Condition | Filter paper no. | Filter Weight, g | | Elapse Time, hr | | Sampling Time, hr | Flow Rate, m^3/min | | | Total Volume, m^3 | TSP Level, $\mu\text{g}/\text{m}^3$ |
|-----------|---------------|-------------------|------------------|------------------|--------|-----------------|----------|-------------------|------------------------------------|-----------------|---------|----------------------------|-------------------------------------|
| | | | | Initial | Final | Initial | Final | | Initial, Q_{si} | Final, Q_{sf} | Average | | |
| 27-Dec-18 | 8:00 | Cloudy | MA1e_24hr 140121 | 2.6634 | 2.7534 | 23684.90 | 23708.90 | 24.00 | 1.22 | 1.27 | 1.24 | 1791 | 50.3 |
| 2-Jan-19 | 8:00 | Cloudy | MA1e_24hr 140160 | 2.6367 | 2.7417 | 23711.90 | 23735.90 | 24.00 | 1.33 | 1.32 | 1.33 | 1910 | 55.0 |
| 8-Jan-19 | 8:00 | Fine | MA1e_24hr 140162 | 2.6406 | 2.8057 | 23738.91 | 23762.91 | 24.00 | 1.32 | 1.32 | 1.32 | 1900 | 86.9 |
| 14-Jan-19 | 8:00 | Cloudy | MA1e_24hr 140243 | 2.6724 | 2.7350 | 23765.91 | 23789.91 | 24.00 | 1.22 | 1.22 | 1.22 | 1756 | 35.6 |
| 18-Jan-19 | 8:00 | Fine | MA1e_24hr 140243 | 2.6735 | 2.7888 | 23792.91 | 23816.91 | 24.00 | 1.27 | 1.27 | 1.27 | 1830 | 63.0 |
| 23-Jan-19 | 8:00 | Fine | MA1e_24hr 140389 | 2.6482 | 2.8224 | 23819.91 | 23843.91 | 24.00 | 1.25 | 1.25 | 1.25 | 1798 | 96.9 |

Report on 1-hour TSP monitoring

Action Level ($\mu\text{g}/\text{m}^3$) - 325.1
Limit Level ($\mu\text{g}/\text{m}^3$) - 500

| Date | Sampling Time | Weather Condition | Filter paper no. | Filter Weight, g | | Elapse Time, hr | | Sampling Time, hr | Flow Rate, m^3/min | | | Total Volume, m^3 | TSP Level, $\mu\text{g}/\text{m}^3$ |
|-----------|---------------|-------------------|-------------------|------------------|--------|-----------------|----------|-------------------|------------------------------------|-----------------|---------|----------------------------|-------------------------------------|
| | | | | Initial | Final | Initial | Final | | Initial, Q_{si} | Final, Q_{sf} | Average | | |
| 28-Dec-18 | 9:30 | Cloudy | MA1e_1hr_1 140131 | 2.6742 | 2.6771 | 23708.90 | 23709.90 | 1.00 | 1.32 | 1.32 | 1.32 | 79 | 36.6 |
| 28-Dec-18 | 10:37 | Cloudy | MA1e_1hr_2 140134 | 2.6555 | 2.6603 | 23709.90 | 23710.90 | 1.00 | 1.22 | 1.22 | 1.22 | 73 | 65.4 |
| 28-Dec-18 | 13:00 | Cloudy | MA1e_1hr_3 140137 | 2.6516 | 2.6606 | 23710.90 | 23711.90 | 1.00 | 1.32 | 1.32 | 1.32 | 79 | 113.6 |
| 3-Jan-19 | 9:40 | Cloudy | MA1e_1hr_1 140175 | 2.7289 | 2.7314 | 23735.90 | 23736.90 | 1.00 | 1.23 | 1.23 | 1.23 | 74 | 34.0 |
| 3-Jan-19 | 13:00 | Cloudy | MA1e_1hr_2 206803 | 2.7198 | 2.7203 | 23736.90 | 23737.90 | 1.00 | 1.23 | 1.23 | 1.23 | 74 | 6.8 |
| 3-Jan-19 | 14:09 | Cloudy | MA1e_1hr_3 206808 | 2.7050 | 2.7067 | 23737.90 | 23738.90 | 1.00 | 1.23 | 1.23 | 1.23 | 74 | 23.1 |
| 9-Jan-19 | 8:30 | Fine | MA1e_1hr_1 140212 | 2.6687 | 2.6747 | 23762.91 | 23763.91 | 1.00 | 1.25 | 1.25 | 1.25 | 75 | 80.2 |
| 9-Jan-19 | 10:25 | Fine | MA1e_1hr_2 140221 | 2.6705 | 2.6754 | 23763.91 | 23764.91 | 1.00 | 1.22 | 1.22 | 1.22 | 73 | 66.8 |
| 9-Jan-19 | 13:00 | Fine | MA1e_1hr_3 140206 | 2.6599 | 2.6690 | 23764.91 | 23765.91 | 1.00 | 1.27 | 1.27 | 1.27 | 76 | 119.3 |
| 15-Jan-19 | 9:38 | Cloudy | MA1e_1hr_1 140246 | 2.6677 | 2.6711 | 23789.91 | 23790.91 | 1.00 | 1.22 | 1.22 | 1.22 | 73 | 46.5 |
| 15-Jan-19 | 10:45 | Cloudy | MA1e_1hr_2 140249 | 2.6561 | 2.6598 | 23790.91 | 23791.91 | 1.00 | 1.32 | 1.32 | 1.32 | 79 | 46.8 |
| 15-Jan-19 | 13:00 | Cloudy | MA1e_1hr_3 140252 | 2.6661 | 2.6717 | 23791.91 | 23792.91 | 1.00 | 1.22 | 1.22 | 1.22 | 73 | 76.5 |
| 19-Jan-19 | 9:20 | Fine | MA1e_1hr_1 140246 | 2.6753 | 2.6792 | 23816.91 | 23817.91 | 1.00 | 1.32 | 1.32 | 1.32 | 79 | 49.3 |
| 19-Jan-19 | 10:48 | Fine | MA1e_1hr_2 140249 | 2.6617 | 2.6665 | 23817.91 | 23818.91 | 1.00 | 1.32 | 1.32 | 1.32 | 79 | 60.7 |
| 19-Jan-19 | 13:00 | Fine | MA1e_1hr_3 140252 | 2.6615 | 2.6660 | 23818.91 | 23819.91 | 1.00 | 1.32 | 1.32 | 1.32 | 79 | 56.9 |
| 24-Jan-19 | 8:14 | Fine | MA1e_1hr_1 140377 | 2.6551 | 2.6616 | 23843.91 | 23844.91 | 1.00 | 1.22 | 1.22 | 1.22 | 73 | 88.6 |
| 24-Jan-19 | 10:07 | Fine | MA1e_1hr_2 140325 | 2.6599 | 2.6666 | 23844.91 | 23845.91 | 1.00 | 1.22 | 1.22 | 1.22 | 73 | 91.3 |
| 24-Jan-19 | 13:25 | Fine | MA1e_1hr_3 140340 | 2.6678 | 2.6714 | 23845.91 | 23846.91 | 1.00 | 1.32 | 1.32 | 1.32 | 79 | 45.4 |



Location: MA1w - International Finance Centre (Western Wing)

Report on 24-hour TSP monitoring

Action Level ($\mu\text{g}/\text{m}^3$) - 173.4
Limit Level ($\mu\text{g}/\text{m}^3$) - 260

| Date | Sampling Time | Weather Condition | Filter paper no. | Filter Weight, g | | Elapse Time, hr | | Sampling Time, hr | Flow Rate, m^3/min | | | Total Volume, m^3 | TSP Level, $\mu\text{g}/\text{m}^3$ |
|-----------|---------------|-------------------|------------------|------------------|--------|-----------------|----------|-------------------|------------------------------------|-----------------|---------|----------------------------|-------------------------------------|
| | | | | Initial | Final | Initial | Final | | Initial, Q_{si} | Final, Q_{sf} | Average | | |
| 27-Dec-18 | 8:00 | Cloudy | MA1w_24hr 140122 | 2.6660 | 2.7865 | 23454.74 | 23478.74 | 24.00 | 1.32 | 1.33 | 1.33 | 1911 | 63.1 |
| 2-Jan-19 | 8:00 | Cloudy | MA1w_24hr 140158 | 2.6353 | 2.7794 | 23481.74 | 23505.74 | 24.00 | 1.34 | 1.34 | 1.34 | 1925 | 74.8 |
| 8-Jan-19 | 8:00 | Fine | MA1w_24hr 140164 | 2.6538 | 2.8701 | 23508.74 | 23532.74 | 24.00 | 1.33 | 1.33 | 1.33 | 1915 | 113.0 |
| 14-Jan-19 | 8:00 | Cloudy | MA1w_24hr 140242 | 2.6707 | 2.8134 | 23535.74 | 23559.74 | 24.00 | 1.33 | 1.33 | 1.33 | 1912 | 74.6 |
| 18-Jan-19 | 8:00 | Fine | MA1w_24hr 140242 | 2.6679 | 2.8455 | 23562.74 | 23586.74 | 24.00 | 1.33 | 1.33 | 1.33 | 1916 | 92.7 |
| 23-Jan-19 | 8:00 | Fine | MA1w_24hr 140390 | 2.6670 | 2.8798 | 23589.74 | 23613.74 | 24.00 | 1.33 | 1.33 | 1.33 | 1919 | 110.9 |

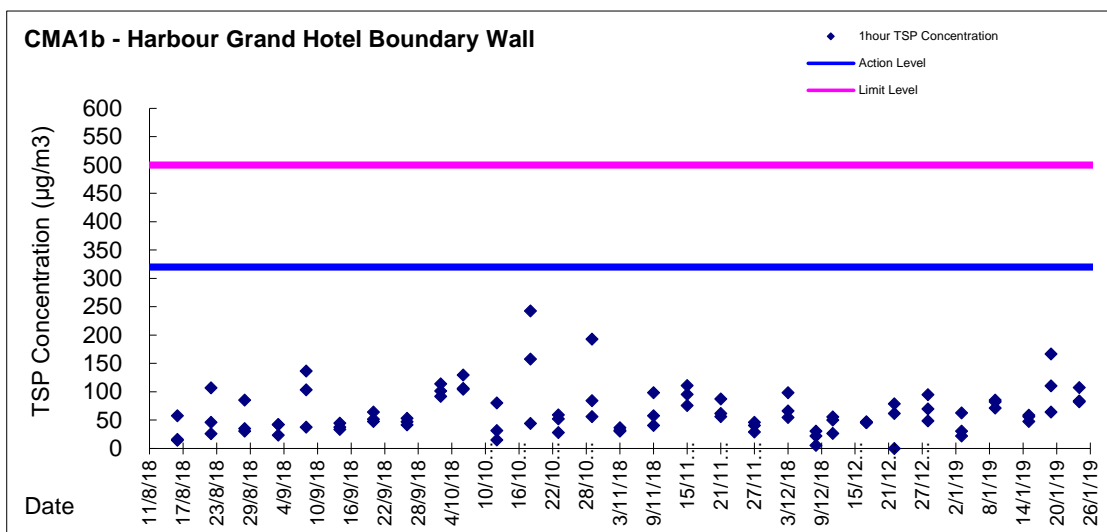
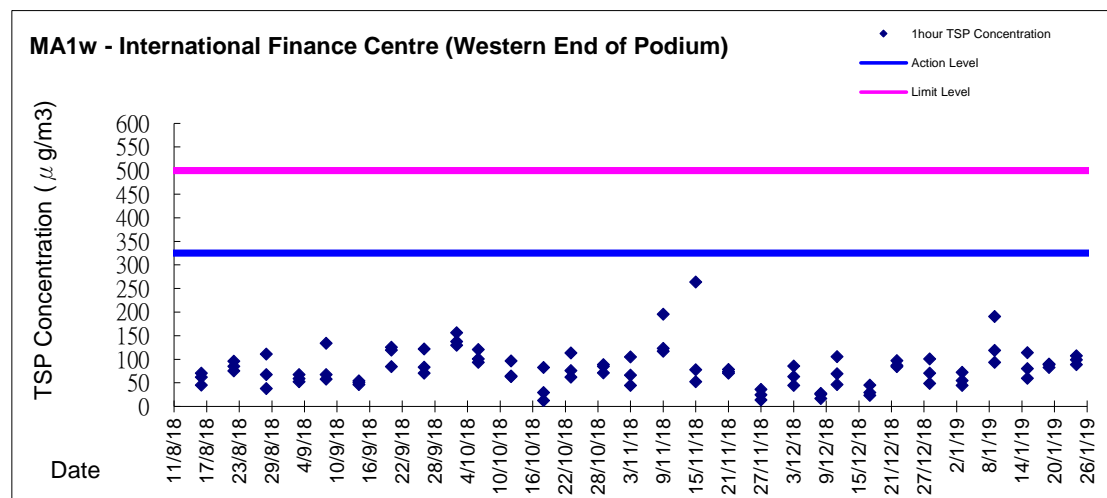
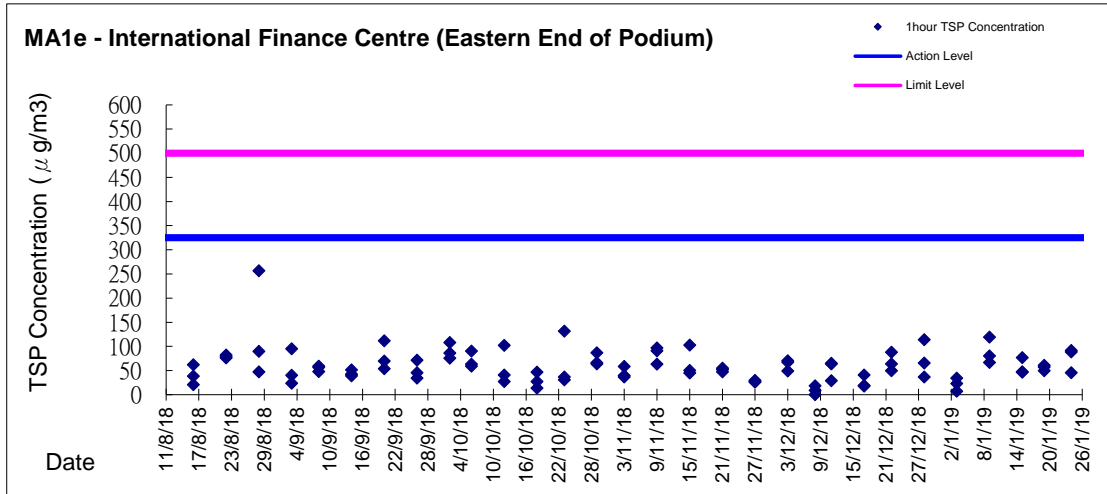
Report on 1-hour TSP monitoring

Action Level ($\mu\text{g}/\text{m}^3$) - 325.1
Limit Level ($\mu\text{g}/\text{m}^3$) - 500

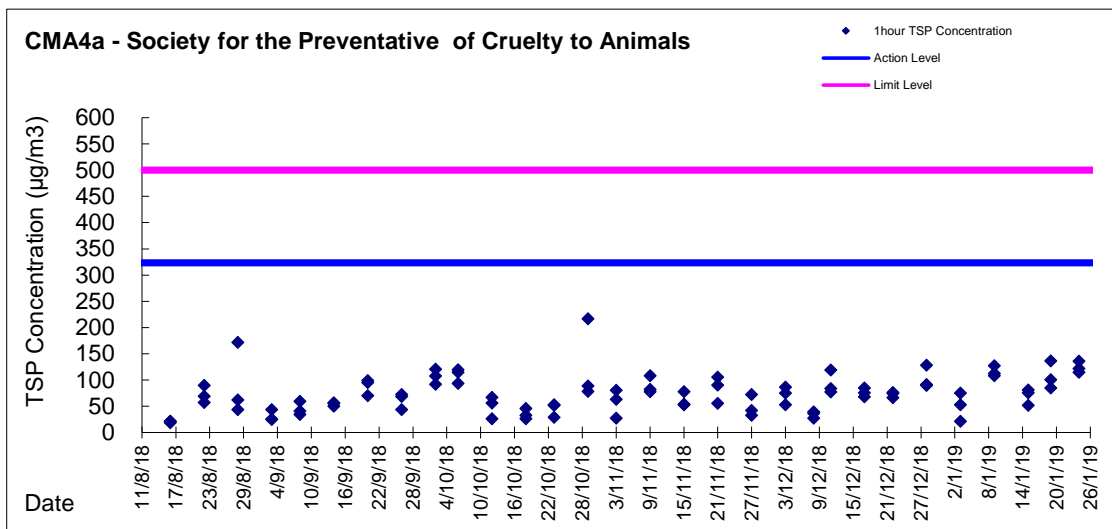
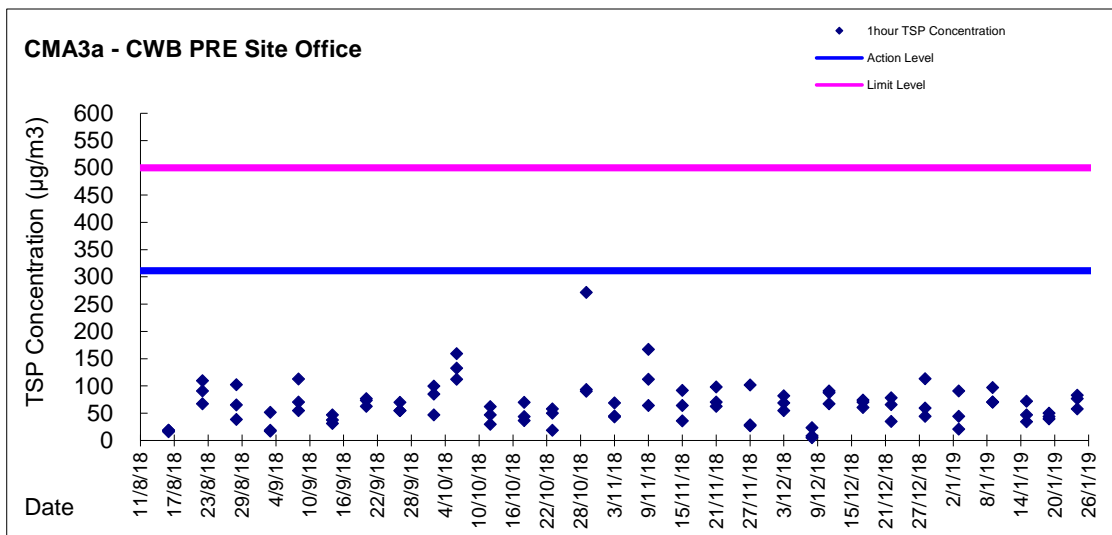
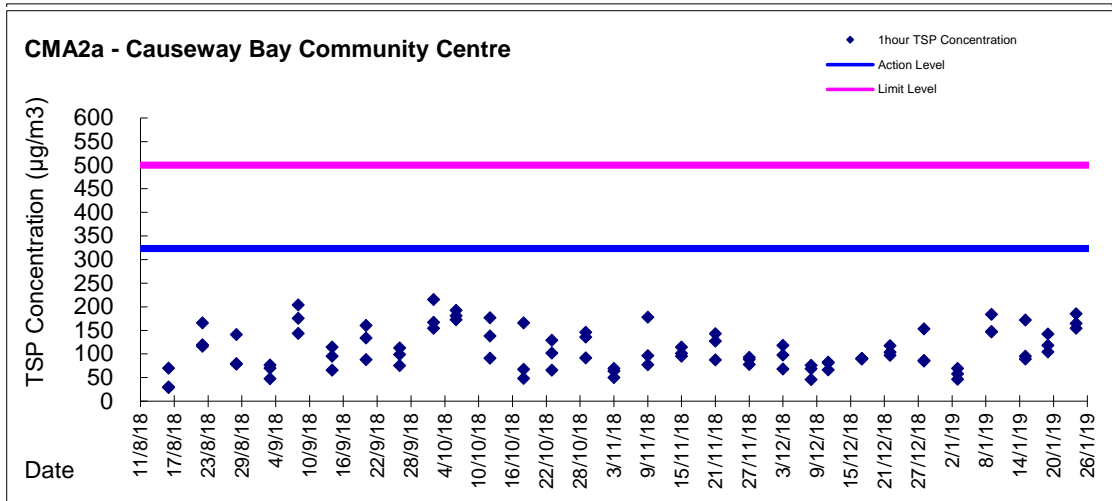
| Date | Sampling Time | Weather Condition | Filter paper no. | Filter Weight, g | | Elapse Time, hr | | Sampling Time, hr | Flow Rate, m^3/min | | | Total Volume, m^3 | TSP Level, $\mu\text{g}/\text{m}^3$ |
|-----------|---------------|-------------------|-------------------|------------------|--------|-----------------|----------|-------------------|------------------------------------|-----------------|---------|----------------------------|-------------------------------------|
| | | | | Initial | Final | Initial | Final | | Initial, Q_{si} | Final, Q_{sf} | Average | | |
| 28-Dec-18 | 9:23 | Cloudy | MA1w_1hr_1 140130 | 2.6645 | 2.6697 | 23478.74 | 23479.74 | 1.00 | 1.23 | 1.23 | 1.23 | 74 | 70.5 |
| 28-Dec-18 | 10:31 | Cloudy | MA1w_1hr_2 140133 | 2.6467 | 2.6506 | 23479.74 | 23480.74 | 1.00 | 1.33 | 1.33 | 1.33 | 80 | 48.8 |
| 28-Dec-18 | 13:00 | Cloudy | MA1w_1hr_3 140136 | 2.6630 | 2.6709 | 23480.74 | 23481.74 | 1.00 | 1.31 | 1.31 | 1.31 | 78 | 100.9 |
| 3-Jan-19 | 9:35 | Cloudy | MA1w_1hr_1 140174 | 2.7184 | 2.7228 | 23505.74 | 23506.74 | 1.00 | 1.34 | 1.34 | 1.34 | 80 | 54.9 |
| 3-Jan-19 | 13:00 | Cloudy | MA1w_1hr_2 206804 | 2.7200 | 2.7236 | 23506.74 | 23507.74 | 1.00 | 1.34 | 1.34 | 1.34 | 80 | 44.9 |
| 3-Jan-19 | 14:15 | Cloudy | MA1w_1hr_3 206809 | 2.6943 | 2.7001 | 23507.74 | 23508.74 | 1.00 | 1.34 | 1.34 | 1.34 | 80 | 72.4 |
| 9-Jan-19 | 8:25 | Fine | MA1w_1hr_1 140211 | 2.6662 | 2.6731 | 23532.74 | 23533.74 | 1.00 | 1.23 | 1.23 | 1.23 | 74 | 93.5 |
| 9-Jan-19 | 10:30 | Fine | MA1w_1hr_2 140222 | 2.6642 | 2.6730 | 23533.74 | 23534.74 | 1.00 | 1.23 | 1.23 | 1.23 | 74 | 119.3 |
| 9-Jan-19 | 13:00 | Fine | MA1w_1hr_3 140205 | 2.6602 | 2.6743 | 23534.74 | 23535.74 | 1.00 | 1.23 | 1.23 | 1.23 | 74 | 191.1 |
| 15-Jan-19 | 9:30 | Cloudy | MA1w_1hr_1 140245 | 2.6664 | 2.6723 | 23559.74 | 23560.74 | 1.00 | 1.23 | 1.23 | 1.23 | 74 | 80.2 |
| 15-Jan-19 | 10:35 | Cloudy | MA1w_1hr_2 140248 | 2.6623 | 2.6669 | 23560.74 | 23561.74 | 1.00 | 1.28 | 1.28 | 1.28 | 77 | 60.0 |
| 15-Jan-19 | 13:00 | Cloudy | MA1w_1hr_3 140251 | 2.6672 | 2.6756 | 23561.74 | 23562.74 | 1.00 | 1.23 | 1.23 | 1.23 | 74 | 114.1 |
| 19-Jan-19 | 9:15 | Fine | MA1w_1hr_1 140245 | 2.6794 | 2.6865 | 23586.74 | 23587.74 | 1.00 | 1.33 | 1.33 | 1.33 | 80 | 89.1 |
| 19-Jan-19 | 10:55 | Fine | MA1w_1hr_2 140248 | 2.6757 | 2.6829 | 23587.74 | 23588.74 | 1.00 | 1.33 | 1.33 | 1.33 | 80 | 90.4 |
| 19-Jan-19 | 13:00 | Fine | MA1w_1hr_3 140251 | 2.6734 | 2.6800 | 23588.74 | 23589.74 | 1.00 | 1.33 | 1.33 | 1.33 | 80 | 82.8 |
| 24-Jan-19 | 8:17 | Fine | MA1w_1hr_1 140381 | 2.6634 | 2.6720 | 23613.74 | 23614.74 | 1.00 | 1.33 | 1.33 | 1.33 | 80 | 107.7 |
| 24-Jan-19 | 10:25 | Fine | MA1w_1hr_2 140324 | 2.6717 | 2.6796 | 23614.74 | 23615.74 | 1.00 | 1.33 | 1.33 | 1.33 | 80 | 98.9 |
| 24-Jan-19 | 13:45 | Fine | MA1w_1hr_3 140341 | 2.6584 | 2.6655 | 23615.74 | 23616.74 | 1.00 | 1.33 | 1.33 | 1.33 | 80 | 88.9 |



Graphic Presentation of 1 hour TSP Result

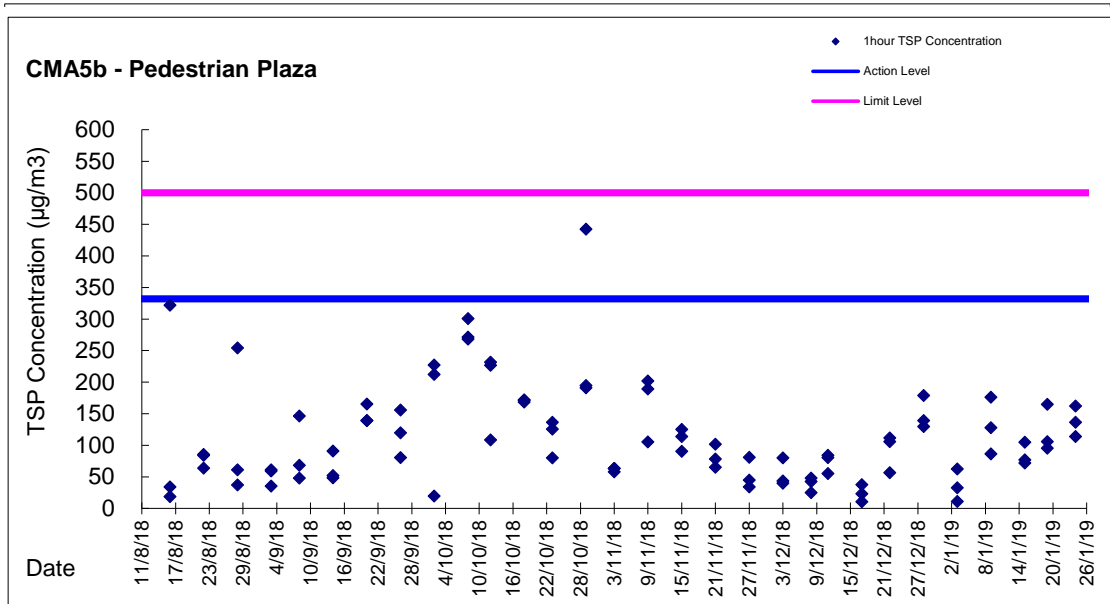


Graphic Presentation of 1 hour TSP Result

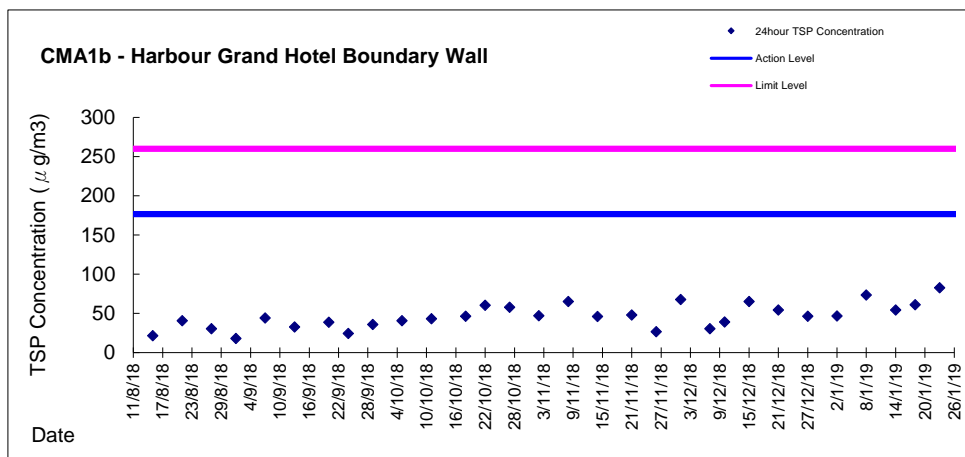
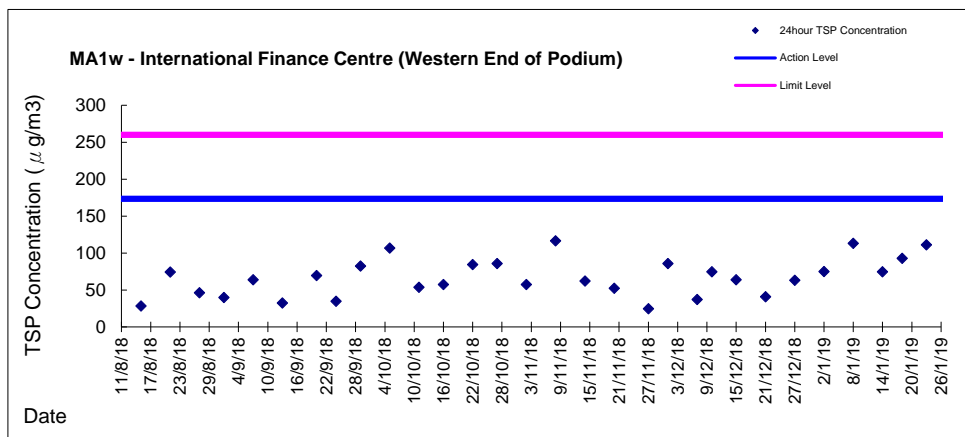
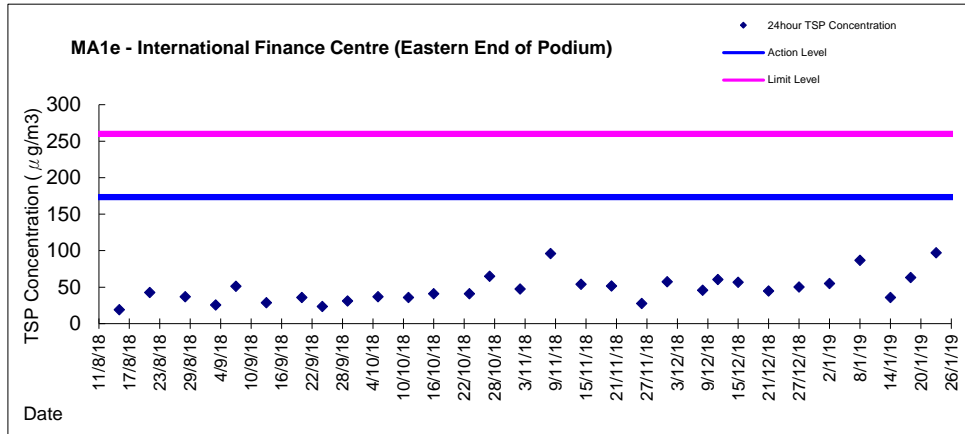




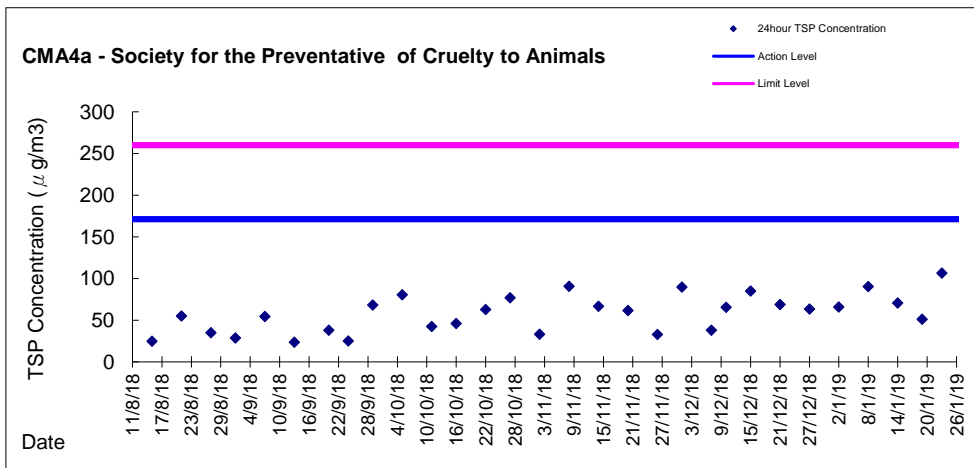
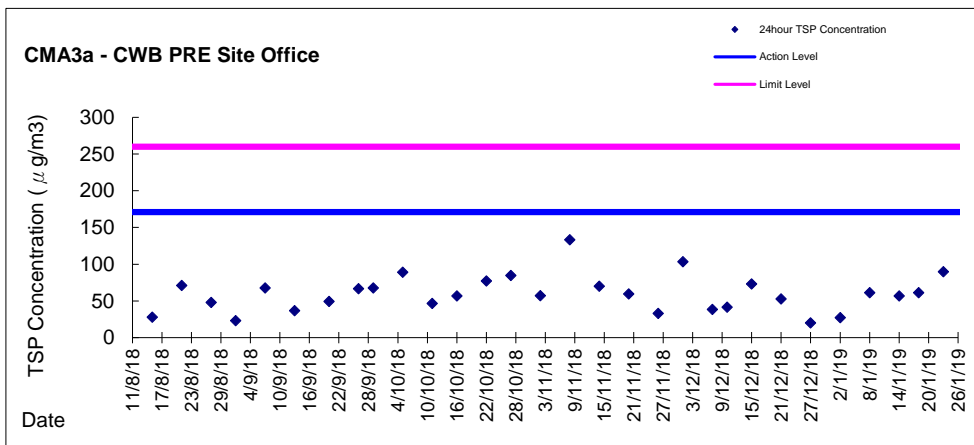
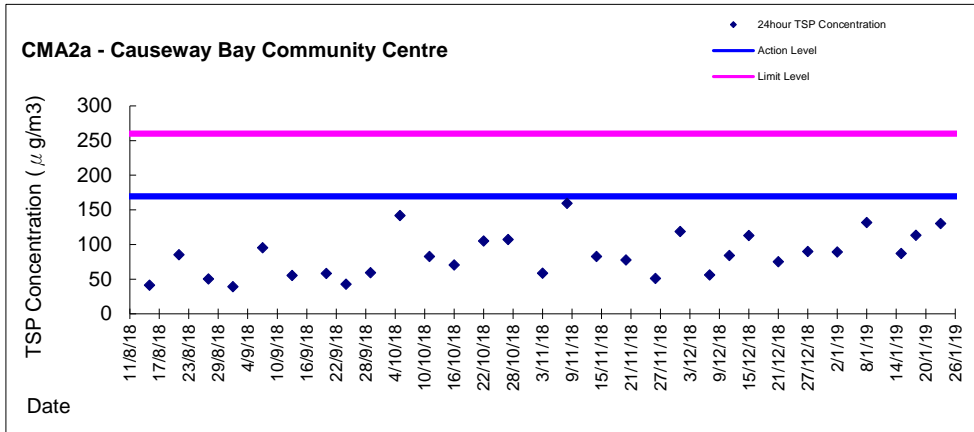
Graphic Presentation of 1 hour TSP Result



Graphic Presentation of 24 hour TSP Result



Graphic Presentation of 24 hour TSP Result



Graphic Presentation of 24 hour TSP Result

